












MODEL	SERIE & PRODUCT DESCRIPTION	LIST PRICE
	<p>UNI</p> <p>FRAME COLOR OPTIONS: BLACK OR WHITE</p> <p>120V POWER SUPPLY W. 24 VOLT LED DRIVER</p> <p>DIMENSIONS: 41" X 16-1/2" / 104 x 42 cm PROJECTION: 4-1/2" TO 5" / 10.7 TO 12.7 cm WEIGHT: 23 TO 24 lbs / 10.5 TO 10.9 kg</p> <p>PS CI-LT UNI-W WHITE LED: 0 TO 5400 LUMENS, OUTPUT: 70 WATTS</p> <p>PS CI-LT UNI-C RGB LED: 3000 TO 3700 LUMENS, OUTPUT: 70 WATTS</p> <p>TECHNICAL SHEET AVAILABLE UPON REQUEST</p>	<p>WHITE \$ 3,515</p> <p>RGB \$ 3,600</p>
<p>EDO</p>  <p>ORIENTAL</p> 	<p>EDO & ORIENTAL</p> <p>2 FRAME OPTIONS: BLACK OR WHITE</p> <p>120V POWER SUPPLY W. 24 VOLT LED DRIVER</p> <p>DIMENSIONS: 41" X 16-1/2" / 104 x 42 cm PROJECTION: 4-1/2" TO 5" / 10.7 TO 12.7 cm WEIGHT: 23 TO 24 lbs / 10.5 TO 10.9 kg</p> <p>PS CI-LT EDO-W WHITE LED: 0 TO 5400 LUMENS, OUTPUT: 70 WATTS</p> <p>PS CI-LT ORI-W</p> <p>PS CI-LT EDO-C RGB LED: 3000 TO 3700 LUMENS, OUTPUT: 70 WATTS</p> <p>PS CI-LT ORI-C</p> <p>TECHNICAL SHEET AVAILABLE UPON REQUEST</p>	<p>WHITE \$ 3,918</p> <p>RGB \$ 3,997</p>
<p>SCANDOLA</p>  <p>SCULPTURAL</p> 	<p>SCANDOLA & SCULPTURAL</p> <p>2 FRAME OPTIONS: BLACK OR WHITE</p> <p>120V POWER SUPPLY W. 24 VOLT LED DRIVER</p> <p>DIMENSIONS: 41" X 16-1/2" / 104 x 42 cm PROJECTION: 4-1/2" TO 5" / 10.7 TO 12.7 cm WEIGHT: 23 TO 24 lbs / 10.5 TO 10.9 kg</p> <p>PS CI-LT SCA-W WHITE LED: 0 TO 5400 LUMENS, OUTPUT: 70 WATTS</p> <p>PS CI-LT SCU-W</p> <p>PS CI-LT SCA-C RGB LED: 3000 TO 3700 LUMENS, OUTPUT: 70 WATTS</p> <p>PS CI-LT SCU-C</p> <p>TECHNICAL SHEET AVAILABLE UPON REQUEST</p>	<p>WHITE \$ 3,918</p> <p>RGB \$ 3,997</p>
<p>HAWAII</p>  <p>ATLANTIS</p> 	<p>HAWAII, ATLANTIS & CUSTOM DESIGNS.</p> <p>2 FRAME OPTIONS: BLACK OR WHITE</p> <p>120V POWER SUPPLY W. 24 VOLT LED DRIVER</p> <p>DIMENSIONS: 41" X 16-1/2" / 104 x 42 cm PROJECTION: 4-1/2" TO 5" / 10.7 TO 12.7 cm WEIGHT: 23 TO 24 lbs / 10.5 TO 10.9 kg</p> <p>PS CI-LT HAW-W WHITE LED: 0 TO 5400 LUMENS, OUTPUT: 70 WATTS</p> <p>PS CI-LT ATL-W</p> <p>PS CI-LT HAW-C RGB LED: 3000 TO 3700 LUMENS, OUTPUT: 70 WATTS</p> <p>PS CI-LT ATL-C</p> <p>TECHNICAL SHEET AVAILABLE UPON REQUEST</p>	<p>WHITE \$ 4,881</p> <p>RGB \$ 4,909</p>

PRICES ARE SUBJECT TO CHANGE WITHOUT NOTICE.

FOR OTHER FRAME FINISHES, PLEASE INQUIRE .

PRICES ARE F.O.B. MIAMI, FL. PACKING & SHIPPING ADDITIONAL.

PRODUCTS MADE IN FRANCE, LEAD TIME 2 /3 WEEKS IF NOT IN STOCK, SHIPPING ADDITIONAL





MODEL	SERIE & PRODUCT DESCRIPTION	LIST PRICE
	<p>LT DUO</p> <p>2 FRAME OPTIONS: BLACK OR WHITE</p> <p>120V POWER SUPPLY W. 24 VOLT LED DRIVER</p> <p>DIMENSIONS: 26-1/2" X 59-7/8" / 67 x 152 cm PROJECTION: 3-1/4" / 8 cm WEIGHT: 18.5 lbs / 8.4 kg</p> <p>PS CI-LT DUO-W WHITE LED: 0 TO 4800 LUMENS, OUTPUT: 75 WATTS</p> <p>PS CI-LT DUO-C RGB LED: 0 TO 1900 LUMENS, OUTPUT: 75 WATTS</p> <p>TECHNICAL SHEET AVAILABLE UPON REQUEST</p>	<p>WHITE \$ 5,591</p> <p>RGB \$ 5,771</p>
	<p>LT TRIO</p> <p>2 FRAMES OPTIONS: BLACK OR WHITE</p> <p>120V POWER SUPPLY W. 24 VOLT LED DRIVER</p> <p>DIMENSIONS: 41" X 59-7/8" / 104 x 152 cm PROJECTION: 4-1/2" / 11 cm WEIGHT: 26 lbs / 12 kg</p> <p>PS CI-LT TRIO-W WHITE LED: 0 TO 7500 LUMENS, OUTPUT: 120 W., 3000K FOR 4000K VERSION, PLEASE EMAIL FOR PRICING.</p> <p>PS CI-LT TRIO-C RGB LED: 0 TO 3000 LUMENS, OUTPUT: 120 WATTS</p> <p>TECHNICAL SHEET AVAILABLE UPON REQUEST</p>	<p>WHITE \$ 6,585</p> <p>RGBW \$ 6,759</p>
	<p>LT MIRE WOOD</p> <p>FRAME: ASH WOOD</p> <p>120V POWER SUPPLY W. 24 VOLT LED DRIVER</p> <p>DIMENSIONS: 60" to 110-1/4" X 8" / 150 to 280 cm X 21 cm WEIGHT: 50 lbs / 22 kg</p> <p>PS CI-LT MIRW WHITE LED: 1000 TO 3300 LUMENS, OUTPUT: 60W</p> <p>TECHNICAL SHEET AVAILABLE UPON REQUEST</p>	<p>WHITE \$ 6,123</p>
	<p>LT LUBOIS</p> <p>FRAME: ASH WOOD</p> <p>120V POWER SUPPLY. W. 24 VOLT LED DRIVER</p> <p>DIMENSIONS: 60" to 110-1/4" X 10" / 150 to 280 cm X 21 cm WEIGHT: 50 lbs / 22 kg</p> <p>PS CI-LT LUBO WHITE LED: 1000 TO 3300 LUMENS, OUTPUT: 60W</p> <p>TECHNICAL SHEET AVAILABLE UPON REQUEST</p>	<p>WHITE \$ 6,013</p>

PRICES ARE SUBJECT TO CHANGE WITHOUT NOTICE.

FOR OTHER FRAME FINISHES, PLEASE INQUIRE .

PRICES ARE F.O.B. MIAMI, FL. PACKING & SHIPPING ADDITIONAL.

PRODUCTS MADE IN FRANCE, LEAD TIME 2 /3 WEEKS IF NOT IN STOCK, SHIPPING ADDITIONAL




MODEL	SERIE & PRODUCT DESCRIPTION	LIST PRICE
	<p>LT MIRE</p> <p>BLACK FRAME AND WHITE FRAME ON SPECIAL ORDER WITH UPCHARGE</p> <p>120V POWER SUPPLY. W. 24 VOLT LED DRIVER</p> <p>DIMENSIONS: 90-1/2" X 10-1/4" / 230 cm X 26 cm WEIGHT: 32 lbs / 14.25 kg</p> <p>PS CI-LT MIRE WHITE LED: 1000 TO 3800 LUMENS, OUTPUT: 60W</p> <p>TECHNICAL SHEET AVAILABLE UPON REQUEST</p>	<p>WHITE \$ 4,386</p>
	<p>LT MIRE WALL</p> <p>BLACK FRAME</p> <p>120V POWER SUPPLY. W. 24 VOLT LED DRIVER</p> <p>DIMENSIONS: 82-3/4" X 6-3/4" / 210 cm X 17 cm PROJECTION: 5-1/2" / 13 cm WEIGHT: 14.5 lbs / 6.5 kg</p> <p>PS CI-LT MIRE W WHITE LED: 1000 TO 3800 LUMENS, OUTPUT: 60 W</p> <p>TECHNICAL SHEET AVAILABLE UPON REQUEST</p>	<p>WHITE \$ 3,607</p>
	<p>LT MIRE CASCADE 3 FRAMES</p> <p>3 FRAMES BLACK COLOR</p> <p>120V POWER SUPPLY. W. 24 VOLT LED DRIVER</p> <p>HEIGHT: MIN 98-1/2 - MAX 137-3/4 / MIN 250 CM - MAX 350 CM BASE DIMENSIONS ON CEILING: 12X12" / 30 X 30 CM WEIGHT: 34 LBS / 15 KG</p> <p>PS CI-LT MIRE C3 WHITE LED: 0 TO 11,400 LUMENS, OUTPUT: 180W</p> <p>TECHNICAL SHEET AVAILABLE UPON REQUEST</p>	<p>WHITE \$ 9,323</p>
	<p>LT MIRE CASCADE 4 FRAMES</p> <p>4 FRAMES BLACK COLOR</p> <p>120V POWER SUPPLY. W. 24 VOLT LED DRIVER</p> <p>HEIGHT: MIN 98-1/2 - MAX 137-3/4 / MIN 250 CM - MAX 350 CM BASE DIMENSIONS ON CEILING: 12X12" / 30 X 30 CM WEIGHT: 44.5 LBS / 20 KG</p> <p>PS CI-LT MIRE C4 WHITE LED: 0 TO 14,230 LUMENS, OUTPUT: 240W</p> <p>TECHNICAL SHEET AVAILABLE UPON REQUEST</p>	<p>WHITE \$ 11,601</p>

PRICES ARE SUBJECT TO CHANGE WITHOUT NOTICE.

FOR OTHER FRAME FINISHES, PLEASE INQUIRE .

PRICES ARE F.O.B. MIAMI, FL. PACKING & SHIPPING ADDITIONAL.

PRODUCTS MADE IN FRANCE, LEAD TIME 2 /3 WEEKS IF NOT IN STOCK, SHIPPING ADDITIONAL

MODEL	SERIE & PRODUCT DESCRIPTION	LIST PRICE
	<p>LT MIRE CASCADE 9 FRAMES</p> <p>9 FRAMES BLACK COLOR</p> <p>120V POWER SUPPLY. W. 24 VOLT LED DRIVER</p> <p>HEIGHT: 13'-1-1/2"-400CM - CANOPY DIAM 28" - 70 CM WEIGHT: 75 LBS / 33 KG DIMENSIONS CAN BE CUSTOM UPON REQUEST</p> <p>PS CI-LT MIRE C9 WARM WHITE LED 3000K, 32202 LUMENS, OUTPUT: 720W</p> <p>TECHNICAL SHEET AVAILABLE UPON REQUEST</p>	<p>WHITE \$ 27,087</p>
	<p>LT MIRE CASCADE 12 FRAMES</p> <p>12 FRAMES BLACK COLOR</p> <p>120V POWER SUPPLY. W. 24 VOLT LED DRIVER</p> <p>HEIGHT: 98-1/2"-250CM - CANOPY DIAM 12" - 30 CM WEIGHT: 100 LBS / 45 KG DIMENSIONS CAN BE CUSTOM UPON REQUEST</p> <p>PS CI-LT MIRE C12 WARM WHITE LED 3000K, 40692 LUMENS, OUTPUT: 900W</p> <p>TECHNICAL SHEET AVAILABLE UPON REQUEST</p>	<p>WHITE \$ 32,586</p>
	<p>LT MIRE VERTIGO</p> <p>5 FRAMES BLACK COLOR</p> <p>120V POWER SUPPLY. W. 24 VOLT LED DRIVER</p> <p>HEIGHT: 13 1-1/2" / 400CM FLOOR PLATE DIMENSIONS: 20X 20" / 50X50 CM WEIGHT: 124 LBS / 56 KG</p> <p>PS CI-LT P MIRE V WHITE LED: 21,420 LUMENS MAX. OUTPUT: 360W</p> <p>TECHNICAL SHEET AVAILABLE UPON REQUEST</p>	<p>WHITE \$ 36,703</p>

PRICES ARE SUBJECT TO CHANGE WITHOUT NOTICE.
 FOR OTHER FRAME FINISHES, PLEASE INQUIRE .
 PRICES ARE F.O.B. MIAMI, FL. PACKING & SHIPPING ADDITIONAL.
 PRODUCTS MADE IN FRANCE, LEAD TIME 2 /3 WEEKS IF NOT IN STOCK, SHIPPING ADDITIONAL