

COUNTER VESSELS & PEDESTALS

PRICELIST


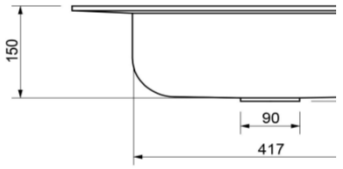

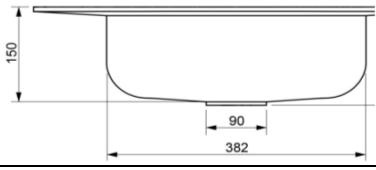

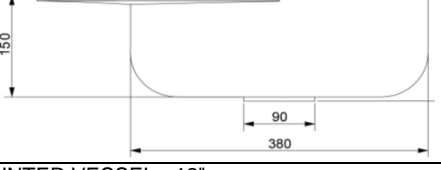

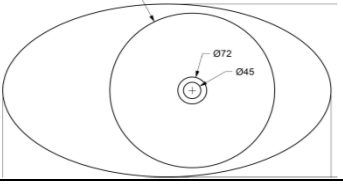

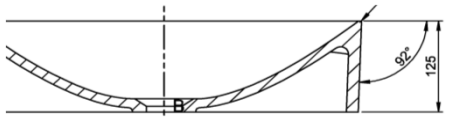

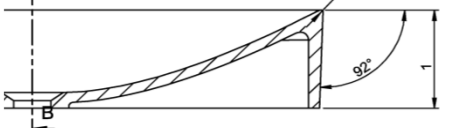

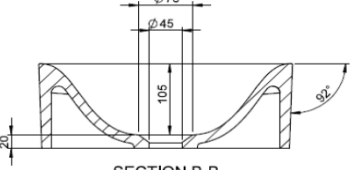




March 3, 2022



COUNTER VESSELS

MODEL		DESCRIPTION		LIST
	SOLIDCAP 2019 PS IDV 290225	24 " x 18 " x 6 " - 21 LBS MATTE WHITE GRID DRAIN NOT INCL.		\$ 1,306
	SOLIDCAP 2019 PS IDV 290226	24 " x 18 " x 6 " - 18 LBS SOLID SURFACE, MATTE WHITE. GRID DRAIN NOT INCL.		\$ 1,336
	SOLIDCAP 2019 PS IDV 290227	20 " x 15 " x 6 " - 14 LBS MATTE WHITE GRID DRAIN NOT INCL.		\$ 1,214
	SOLIDCAP 2019 PS IDV 290228	32 " x 18 " x 6 " - 22 LBS MATTE WHITE GRID DRAIN NOT INCL.		\$ 1,473
	SOLIDCLIFF 2019 PS IDV 290230	20 " x 14 " x 5 " - 18 LBS MATTE WHITE GRID DRAIN NOT INCL.		\$ 1,018
	SOLIDCLIFF 2019 PS IDV 290231	28 " x 14 " x 5 " - 23 LBS MATTE WHITE GRID DRAIN NOT INCL.		\$ 1,217
	SOLIDCLIFF 2019 PS IDV 290251	16 " x 14 " x 5 " - 12 LBS MATTE WHITE SOLID EDGE. GRID DRAIN NOT INCL.		\$ 914








ORDERS ARE NOT CANCELLABLE & NOT RETURNABLE.
 PRICES ARE SUBJECT TO CHANGE WITHOUT NOTICE.
 THE PRICES DO NOT INCLUDE GRID DRAIN & P-TRAPS
 THE PRICES ARE F.O.B. MIAMI. PACKING & SHIPPING ARE ADDITIONAL.



March 3, 2022



COUNTER VESSELS

MODEL			DESCRIPTION	LIST
	SOLIDJAZZ	PS IDV 278599	ELONGATED WASHBASIN IN SOLID SURFACE 24 "x 14 "x 4 " - 15 LBS	\$ 821
		PS IDV 278600	28 "x 16 "x 4 " - 20 LBS MATTE WHITE GRID DRAIN NOT INCL.	\$ 874
	SOLIDEGO	PS IDV 280179	ELONGATED WASHBASIN SOLID SURFACE 24 "x 16 "x 4 " - 29 LBS MATTE WHITE GRID DRAIN NOT INCL.	\$ 1,018
	SOLIDEGO	PS IDV 280180	16" ROUND WASHBASIN SOLID SURFACE 16 "x 16 "x 4 " - 13 LBS MATTE WHITE GRID DRAIN NOT INCL.	\$ 869
	SOLIDFOX	PS IDV 278920	14" ROUND WASHBASIN SOLID SURFACE 14 "x 14 "x 4 " - 9 LBS MATTE WHITE GRID DRAIN NOT INCL.	\$ 740
	SOLIDMICRO	PS IDV 290208	9" ROUND - 4-1/2" HIGH WASHBASIN SOLID SURFACE MATTE WHITE	\$ 662
		PS IDV 290209	DARK GREY 9.9 LBS 5/16" THICK EDGE. GRID DRAIN NOT INCL.	\$ 699
	SOLIDTHIN XS	PS IDV 290247	12-1/2" ROUND WASHBASIN SOLID SURFACE 13 "x 13 "x 5 " - 9 LBS MATTE WHITE 1/4" THICK EDGE. GRID DRAIN NOT INCL.	\$ 710
	SOLIDTHIN	PS IDV 281617	16" ROUND WASHBASIN SOLID SURFACE 16 "x 16 "x 5 " - 17 LBS MATTE WHITE 1/4" THICK EDGE. GRID DRAIN NOT INCL.	\$ 987

ORDERS ARE NOT CANCELLABLE & NOT RETURNABLE.

PRICES ARE SUBJECT TO CHANGE WITHOUT NOTICE.

THE PRICES DO NOT INCLUDE GRID DRAIN & P-TRAPS

THE PRICES ARE F.O.B. MIAMI. PACKING & SHIPPING ARE ADDITIONAL.



March 3, 2022



COUNTER VESSELS

MODEL	PRODUCT DESCRIPTION	LIST
 <p>SOLIDTHIN 39 PS IDV 280181</p>	<p>15" ROUND WASHBASIN SOLID SURFACE</p> <p>15 "x 15 "x 6 " - 10 LBS</p> <p>MATTE WHITE</p> <p>¼" THICK EDGE. GRID DRAIN NOT INCL.</p> 	<p>\$ 877</p>
 <p>SOLIDTHIN 39/LG PS IDV 290029</p>	<p>15" ROUND WASHBASIN SOLID SURFACE</p> <p>15 "x 15 "x 6 " - 10 LBS</p> <p>MATTE LIGHT GREY</p> <p>¼" THICK EDGE. GRID DRAIN NOT INCL.</p> 	<p>\$ 914</p>
 <p>SOLIDTHIN 39/G PS IDV 290028</p>	<p>15" ROUND WASHBASIN SOLID SURFACE</p> <p>15 "x 15 "x 6 " - 10 LBS</p> <p>MATTE GREY</p> <p>¼" THICK EDGE. GRID DRAIN NOT INCL.</p> 	<p>\$ 914</p>
 <p>SOLIDTHIN-OV50 PS IDV 290248 SOLIDTHIN-OV PS IDV 284773</p>	<p>OVALE WASHBASIN SOLID SURFACE</p> <p>20 "x 16 "x 6 " - 17 LBS 24 "x 16 "x 6 " - 17 LBS</p> <p>MATTE WHITE. ¼" EDGE.</p> <p>GRID DRAIN NOT INCL.</p> 	<p>\$ 888 \$ 1,021</p>
 <p>SOLIDTHIN-OV/LG PS IDV 290031</p>	<p>OVAL WASHBASIN SOLID SURFACE</p> <p>24 "x 16 "x 6 " - 17 LBS</p> <p>MATTE LIGHT GREY. ¼" EDGE.</p> <p>GRID DRAIN NOT INCL.</p> 	<p>\$ 1,088</p>
 <p>SOLIDTHIN-OV/G PS IDV 290030</p>	<p>OVAL WASHBASIN SOLID SURFACE</p> <p>24 "x 16 "x 6 " - 17 LBS</p> <p>MATTE GREY. ¼" EDGE.</p> <p>GRID DRAIN NOT INCL.</p> 	<p>\$ 1,088</p>
 <p>SOLIDTHIN-EL -so PS IDV 290035</p> <p>SO: SPEC ORDER, CALL FOR LEAD-TIME</p>	<p>OVAL WASHBASIN SOLID SURFACE</p> <p>24 "x 14 "x 5 " - 15 LBS</p> <p>MATTE WHITE</p> <p>¼" THICK EDGE. GRID DRAIN NOT INCL.</p> 	<p>\$ 547</p>


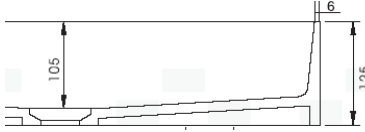

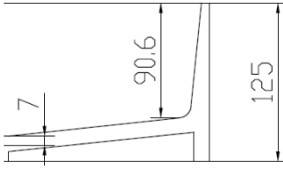

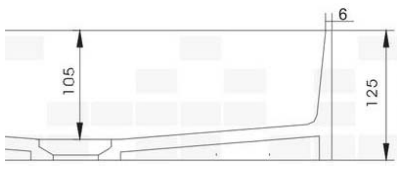

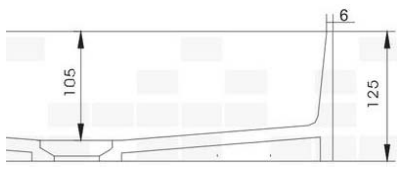

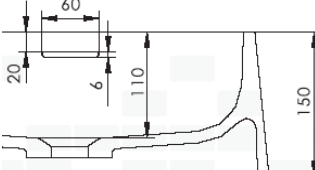

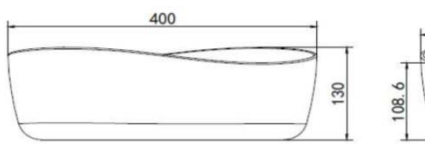

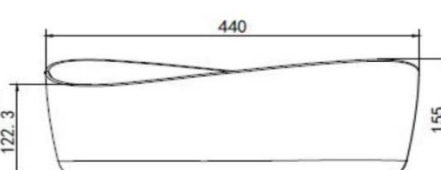
ORDERS ARE NOT CANCELLABLE & NOT RETURNABLE.
 PRICES ARE SUBJECT TO CHANGE WITHOUT NOTICE.
 THE PRICES DO NOT INCLUDE GRID DRAIN & P-TRAPS.
 THE PRICES ARE F.O.B. MIAMI. PACKING & SHIPPING ARE ADDITIONAL.




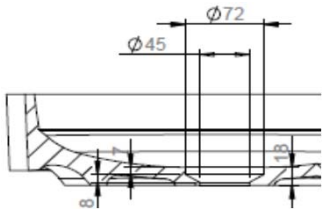

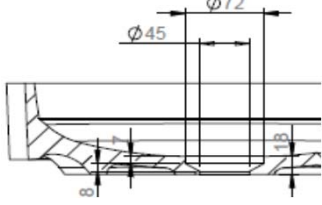

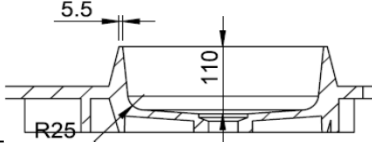

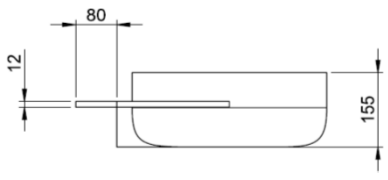

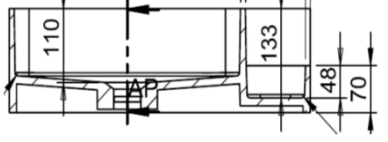

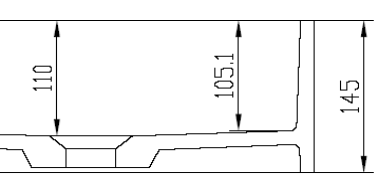

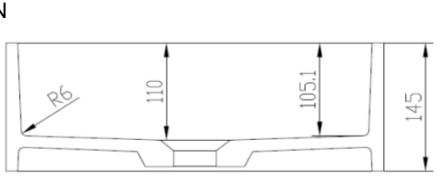
March 3, 2022



COUNTER VESSELS

MODEL	DESCRIPTION	LIST
 <p>SOLIDTHIN PS IDV 281616</p>	<p>ELONGATED WASHBASIN SOLID SURFACE 24 "x 14 "x 6 " - 21 LBS MATTE WHITE ¼" THICK EDGE. GRID DRAIN NOT INCL.</p> 	<p>\$ 1,097</p>
 <p>SOLIDTHIN PS IDV 290090</p>	<p>SQUARE WASHBASIN SOLID SURFACE 16 "x 16 "x 5 " - 18 LBS MATTE WHITE ¼" THICK EDGE. GRID DRAIN NOT INCL.</p> 	<p>\$ 978</p>
 <p>SOLIDTHIN PS IDV 281618</p>	<p>RECTANGULAR WASHBASIN SOLID SURFACE 20 "x 14 "x 5 " - 19 LBS MATTE WHITE ¼" THICK EDGE. GRID DRAIN NOT INCL.</p> 	<p>\$ 949</p>
 <p>SOLIDTHIN /LB -so PS IDV 290054 <i>SO: SPEC ORDER, CALL FOR LEAD-TIME</i></p>	<p>RECTANGULAR WASHBASIN SOLID SURFACE 20 "x 14 "x 5 " - 19 LBS MATTE LIGHT BEIGE ¼" THICK EDGE. GRID DRAIN NOT INCL.</p> 	<p>\$ 1,008</p>
 <p>SOLIDQUOD -so PS IDV 281619 <i>SO: SPEC ORDER, CALL FOR LEAD-TIME</i></p>	<p>17" ROUND WASHBASIN SOLID SURFACE 17 "x 17 "x 6 " - 22 LBS MATTE WHITE. O/FLOW HOLE. GRID DRAIN NOT INCL.</p>  <p><i>PS IDV 281620 24"WIDE 16" DEEP ALSO AVAILABLE ON SPECIAL ORDER</i></p>	<p>\$ 1,071</p>
 <p>SOLIDHARMONY PS IDV 290115</p>	<p>16" ROUND WASHBASIN SOLID SURFACE 16 "x 16 "x 6 " - 18 LBS MATTE WHITE GRID DRAIN NOT INCL</p> 	<p>\$ 1,037</p>
 <p>SOLIDHARMONY PS IDV 290116</p>	<p>OVAL WASHBASIN SOLID SURFACE 24 "x 17 "x 6 " - 26 LBS MATTE WHITE GRID DRAIN NOT INCL</p> 	<p>\$ 1,270</p>

ORDERS ARE NOT CANCELLABLE & NOT RETURNABLE.
PRICES ARE SUBJECT TO CHANGE WITHOUT NOTICE.
THE PRICES DO NOT INCLUDE GRID DRAIN & P-TRAPS.
THE PRICES ARE F.O.B. MIAMI. PACKING & SHIPPING ARE ADDITIONAL.

MODEL		DESCRIPTION	LIST
	SOLIDFLOAT PS IDV 290278 NEW 2021	16" ROUND WASHBASIN SOLID SURFACE 16 "x 16 "x 5 " - 13 LBS MATTE WHITE ¼" THICK EDGE. GRID DRAIN NOT INCL.	 \$ 1,307
	SOLIDFLOAT GR PS IDV 290285 NEW 2021	16" ROUND WASHBASIN SOLID SURFACE 16 "x 16 "x 5 " - 13 LBS MATTE GREY ¼" THICK EDGE. GRID DRAIN NOT INCL.	 \$ 1,307
	SOLIDDUO-3 PS IDV 290277 2020	WALL HUNG VANITY WITH SHELF 27 "x 14 "x 6 " - 25 LBS MATTE WHITE - NO FAUCET HOLE SHELF @ LEFT - DRAIN & P-TRAP NOT INCL. MOUNTING HARDWARE INCL.	 \$ 1,519
	SOLIDDUO-2 PS IDV 290275 2020	WALL HUNG VANITY WITH SHELF 19 "x 17 "x 6 " - 25 LBS MATTE WHITE - SHELF AT LEFT NO FAUCET HOLE - DRAIN & P-TRAP NOT INCL. - MOUNTING HARDWARE INCL.	 \$ 1,397
	SOLIDDUO PS IDV 290274 PS IDV 290274-H 2020	WALL HUNG VANITY WITH SHELF 20 "x 14 "x 6 " - 25 LBS W. FAUCET HOLE MATTE WHITE - 1 FAUCET HOLE AVAILABLE SHELF @ RIGHT - DRAIN & P-TRAP NOT INCL. MOUNTING HARDWARE INCL.	 \$ 1,413 \$ 1,413
	SOLIDTOP PS IDV 277030	RECTANGULAR WASHBASIN SOLID SURFACE 24 "x 16 "x 6 " - 24 LBS MATTE WHITE GRID DRAIN NOT INCL	 \$ 997
	SOLIDTOP PS IDV 277031	RECTANGULAR WASHBASIN SOLID SURFACE 31 "x 16 "x 6 " - 46 LBS MATTE WHITE GRID DRAIN NOT INCL	 \$ 1,187




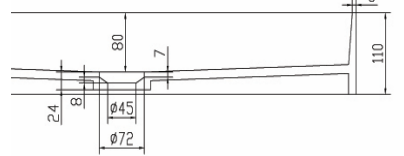

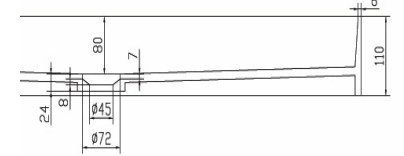

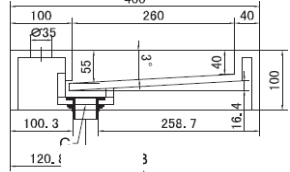

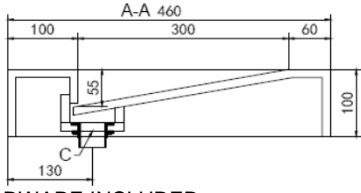

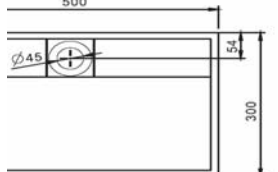
ORDERS ARE NOT CANCELLABLE & NOT RETURNABLE.
 PRICES ARE SUBJECT TO CHANGE WITHOUT NOTICE.
 THE PRICES DO NOT INCLUDE GRID DRAIN & P-TRAPS.
 THE PRICES ARE F.O.B. MIAMI. PACKING & SHIPPING ARE ADDITIONAL.



March 3, 2022




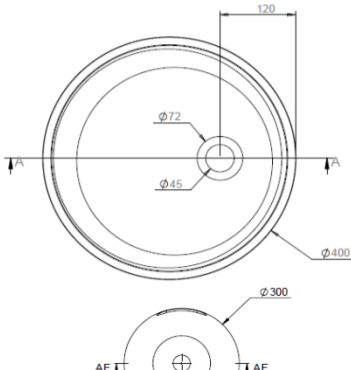

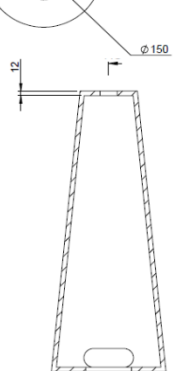

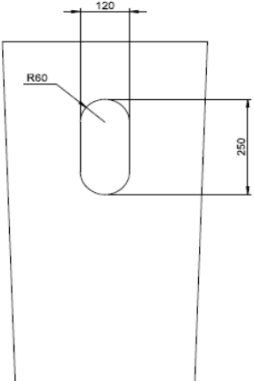

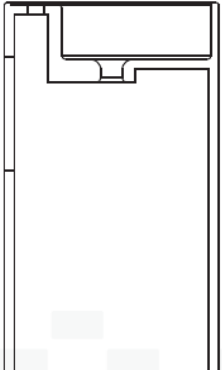
COUNTER VESSELS

MODEL	DESCRIPTION	LIST
 <p>SOLIDJOY PS IDV 285074</p>	<p>RECTANGULAR WASHBASIN SOLID SURFACE 20 " x 14 " x 4 " - 23 LBS MATTE WHITE GRID DRAIN NOT INCL</p> 	\$ 1,207
 <p>SOLIDJOY-75 PS IDV 290026</p>	<p>RECTANGULAR WASHBASIN SOLID SURFACE 30 " x 15 " x 4 " - 26 LBS MATTE WHITE GRID DRAIN NOT INCL</p> 	\$ 1,387
 <p>SOLIDJOY-100 PS IDV 290027</p>	<p>RECTANGULAR WASHBASIN SOLID SURFACE 39 " x 15 " x 4 " - 33 LBS MATTE WHITE GRID DRAIN NOT INCL</p> 	\$ 1,645
 <p>SOLIDSQUARE-so PS IDV 278598 SO: SPEC ORDER, CALL FOR LEAD-TIME</p>	<p>RECTANGULAR WASHBASIN SOLID SURFACE 24 " x 16 " x 4 " - 30 LBS MATTE WHITE W/ HOLE FOR FAUCET. GRID DRAIN NOT INCL.</p> 	\$ 1,595
 <p>S/ SQUARE B39 PS IDV 290122</p>	<p>47" WIDE WASHBASIN SOLID SURFACE 47 " x 18 " x 4 " - 51 LBS MATTE WHITE - BASIN 39" WIDE GRID DRAIN INCLUDED NO FAUCET HOLE - MOUNTING HARDWARE INCLUDED.</p> 	\$ 2,492
 <p>SOLIDPURE PS IDV 277041</p>	<p>RECTANGULAR WASHBASIN SOLID SURFACE 20 " x 12 " x 4 " - 18 LBS MATTE WHITE GRID DRAIN NOT INCL</p> 	\$ 463

ORDERS ARE NOT CANCELLABLE & NOT RETURNABLE.
 PRICES ARE SUBJECT TO CHANGE WITHOUT NOTICE.
 THE PRICES DO NOT INCLUDE GRID DRAIN & P-TRAPS.
 THE PRICES ARE F.O.B. MIAMI. PACKING & SHIPPING ARE ADDITIONAL.



PEDESTALS

MODEL	DESCRIPTION	LIST
	<p>SOLIDFLOAT PS IDV 290286 16 " x 16 " x 34 " - 40 LBS</p> <p>29-1/2" T. PEDESTAL MATTE WHITE</p> <p>15-3/4" ROUND, 4-3/4" HIGH WASHBASIN MATTE WHITE</p> <p>NEW 2021</p> <p>DRAIN & P-TRAP NOT INCLUDED</p> <p>NO HOLE FOR FAUCET, NO O/FLOW</p>	 <p>\$ 2,981</p>
	<p>SOLIDFLOAT /G PS IDV 290286-G 16 " x 16 " x 34 " - 40 LBS</p> <p>29-1/2" T. PEDESTAL MATTE WHITE</p> <p>15-3/4" ROUND, 4-3/4" HIGH WASHBASIN MATTE DARK GREY</p> <p>NEW 2021</p> <p>DRAIN & P-TRAP NOT INCLUDED</p> <p>NO HOLE FOR FAUCET, NO O/FLOW</p>	 <p>\$ 3,083</p>
	<p>SOLIDCLIFF PS IDV 290232 20 " x 14 " x 35 " - 130 LBS</p> <p>MATTE WHITE</p> <p>NO O/FLOW HOLE.</p> <p>DRAIN & P-TRAP NOT INCLUDED</p> <p>NO HOLE FOR FAUCET</p>	 <p>\$ 4,028</p>
	<p>SOLIDROLL PS IDV 283811 18 " x 18 " x 35 " - 119 LBS</p> <p>PS IDV 278616 SAME WITH 1 FAUCET HOLE</p> <p>MATTE WHITE.</p> <p>W/ O/FLOW HOLE.</p> <p>DRAIN & P-TRAP NOT INCLUDED</p>	 <p>\$ 3,320</p> <p>\$ 3,320</p>

ORDERS ARE NOT CANCELLABLE & NOT RETURNABLE.
 PRICES ARE SUBJECT TO CHANGE WITHOUT NOTICE.
 THE PRICES DO NOT INCLUDE GRID DRAIN & P-TRAPS.
 THE PRICES ARE F.O.B. MIAMI. PACKING & SHIPPING ARE ADDITIONAL.