











SERIE	DESCRIPTION	FINISHES	REF #	LIST PRICE
ZERO 20				
	WALL MOUNT METAL WASH BASIN - 17-3/4" X 15-3/4" - 12" HIGH	18 MATTE COL - SEE NOTE (1) BELOW	PS MO-Z20L-ST	\$ 3,591
	WALL MOUNT METAL WASHBASIN - 19" X 19" - 15" HIGH	18 MATTE COL - SEE NOTE (1) BELOW	PS MO-D20L	\$ 3,979
	GRID DRAIN	POL. CHROME	PS 050 01081-001	\$ 99
	TOP OPEN BOX	18 MATTE COL - SEE (1) AT BOTTOM OF PAGE	PS MO-Z20V-M	\$ 1,090
	FRONT OPEN BOX		PS MO-Z20F-M	\$ 1,090
9" WIDE 15-3/4" DEEP 12" HIGH				
	26-1/2" WIDE WALL CABINET WITH PAINTED METAL FRAME	DRAWER FRONT OPTIONS		
	INSIDE PAINTED WOODEN FRAME WITH 1 FULL EXTENSION DRAWER			
	DRAWER WITHOUT HANDLE			
	SHELF FOR TOWELS AVAILABLE LEFT OR RIGHT.	18 MATTE COL - SEE (1) AT BOTTOM OF PAGE	PS MO-ZB406C-C	\$ 2,953
	15-3/4" DEEP 12" HIGH	METAL ON WOOD	PS MO-ZB406C-M	\$ 3,239
		5 VENEER OPTIONS	PS MO-ZB406C-5V	\$ 3,052
		RECLAIMED WOOD / POP WOOD	PS MO-ZB406C-RP	\$ 3,395
	TEAK STRIPES	PS MO-ZB406C-TS	\$ 3,465	
	CEMENT STUCCO / LIME STUCCO	PS MO-ZB406C-CL	\$ 3,100	
	35-1/2" WIDE WALL CABINET WITH PAINTED METAL FRAME	DRAWER FRONT OPTIONS		
	INSIDE PAINTED WOODEN FRAME WITH 1 FULL EXTENSION DRAWER			
	DRAWER WITHOUT HANDLE			
	SHELF FOR TOWELS AVAILABLE LEFT OR RIGHT.	18 MATTE COL - SEE (1) AT BOTTOM OF PAGE	PS MO-ZB409C-C	\$ 2,992
	15-3/4" DEEP 12" HIGH	METAL ON WOOD	PS MO-ZB409C-M	\$ 3,667
		5 VENEER OPTIONS	PS MO-ZB409C-5V	\$ 3,121
		RECLAIMED WOOD / POP WOOD	PS MO-ZB409C-RP	\$ 3,660
	TEAK STRIPES	PS MO-ZB409C-TS	\$ 4,247	
	CEMENT STUCCO / LIME STUCCO	PS MO-ZB409C-CL	\$ 3,130	
	44-1/4" WIDE WALL CABINET WITH PAINTED METAL FRAME	DRAWER FRONT OPTIONS		
	INSIDE PAINTED WOODEN FRAME WITH 1 FULL EXTENSION DRAWER			
	DRAWER WITHOUT HANDLE			
	SHELF FOR TOWELS AVAILABLE LEFT OR RIGHT.	18 MATTE COL - SEE (1) AT BOTTOM OF PAGE	PS MO-ZB411C-C	\$ 3,854
	15-3/4" DEEP 12" HIGH	METAL ON WOOD	PS MO-ZB411C-M	\$ 4,722
		5 VENEER OPTIONS	PS MO-ZB411C-5V	\$ 3,970
		RECLAIMED WOOD / POP WOOD	PS MO-ZB411C-RP	\$ 4,659
	TEAK STRIPES	PS MO-ZB411C-TS	\$ 5,407	
	CEMENT STUCCO / LIME STUCCO	PS MO-ZB411C-CL	\$ 3,890	
	WALL CABINET : 2 OPENINGS & 2 DORS	DRAWER FRONT OPTIONS		
	TWO 17-3/4 INCHES DOORS WITHOUT HANDLE IN VARIOUS MATERIAL			
	PUSH-PULL OPENING	18 MATTE COL - SEE (1) AT BOTTOM OF PAGE	PS MO-ZP267-C	\$ 2,776
	DIMENSIONS : 27" X 8"- 23-3/4" HIGH	WIRED GLASS	PS MO-ZP267-WG	\$ 4,154
		METAL ON WOOD	PS MO-ZP267-M	\$ 3,040
		5 VENEER OPTIONS	PS MO-ZP267-5V	\$ 2,815
		RECLAIMED WOOD / POP WOOD	PS MO-ZP267-RP	\$ 3,615
	TEAK STRIPES	PS MO-ZP267-TS	\$ 4,208	
	CEMENT STUCCO / LIME STUCCO	PS MO-ZP267-CL	\$ 2,928	
	WALL CABINET : 2 OPENINGS & DOORS	DRAWER FRONT OPTIONS		
	TWO DOORS WITHOUT HANDLE IN VARIOUS MATERIAL			
	PUSH-PULL OPENING	18 MATTE COL - SEE (1) AT BOTTOM OF PAGE	PS MO-ZP290-C	\$ 3,514
	DIMENSIONS: 35-1/2" X 8" - 23-3/4" HIGH	WIRED GLASS	PS MO-ZP290-WG	\$ 4,055
		METAL ON WOOD	PS MO-ZP290-M	\$ 3,792
		5 VENEER OPTIONS	PS MO-ZP290-5V	\$ 3,554
		RECLAIMED WOOD / POP WOOD	PS MO-ZP290-RP	\$ 4,441
	TEAK STRIPES	PS MO-ZP290-TS	\$ 5,107	
	CEMENT STUCCO / LIME STUCCO	PS MO-ZP290-CL	\$ 3,706	
	WHEEL CABINET WITH 4 OPENINGS	18 MATTE COL - SEE (1) AT BOTTOM OF PAGE	PS MO-IC56R-C	\$ 4,689
	DIMENSIONS: 23-3/4" X 21-1/2" - 23-3/4" HIGH			
	WHEEL CABINET 4 OPENINGS	18 MATTE COL - SEE (1) AT BOTTOM OF PAGE	PS MO-IC46R-C	\$ 4,374
	DIMENSIONS: 23-3/4" X 17-3/4" - 23-3/4" HIGH			
	WALL CABINET WITH RECLAIMED DOOR - 17-3/4" X 8" - 23-3/4" HIGH	18 MATTE COL - SEE (1) AT BOTTOM OF PAGE	PS MO-ZP245R-C	\$ 2,211

PRICES ARE F.O.B. MIAMI, FL. CRATING, PACKING & SHIPPING ARE ADDITIONAL CHARGES.
 PRICES ARE SUBJECT TO CHANGE WITHOUT NOTICE.

(1) 18 MOAB COLORS : WHITE - BLK - BEIGE - YELLOW -
 TURQUOISE - GREY BEIGE - VERY DARK BROWN - LI. GREY -
 DARK GREY - SAND GREY - RUBY RED - TOMATO RED - COBALT
 BLUE - AMARANTH - RASPBERRY - SAND - MUD - LIME



SERIE	DESCRIPTION	FINISHES	REF #	LIST PRICE
INDUSTRIAL LINE				
	RECTANGULAR STAINLESS STEEL WASHBASIN DIMENSIONS: 23-3/4" WIDE X 14" DEEP - 3-1/4" HIGH	UNFINISHED STAINLESS STEEL BRUSHED STAINLESS STEEL 18 MATTE COL - SEE (1) AT BOTTOM OF PAGE	PS MO-ILA60-U PS MO-ILA60-B PS MO-ILA60-C	\$1,482 \$ 1,795 \$ 2,084
		WALL MOUNT BRACKET @ STAND ALONE BASIN	PS MO-ILA60	\$ 873
	ST STEEL RECTANGULAR WASHBASIN DIMENSIONS: 39-1/2" WIDE X 14" DEEP - 3-1/4" HIGH	UNFINISHED STAINLESS STEEL BRUSHED STAINLESS STEEL 18 MATTE COL - SEE (1) AT BOTTOM OF PAGE	PS MO-ILA100-U PS MO-ILA100-B PS MO-ILA100-C	\$ 1,728 \$ 2,192 \$ 2,383
		WALL MOUNT BRACKET @ STAND ALONE BASIN	PS MO-ILA60	\$ 985
	UNDER MOUNT STAINLESS STEEL WASHBASIN 38-3/4" WIDE X 11-1/4" DEEP - 3-3/4" HIGH	UNFINISHED STAINLESS STEEL BRUSHED STAINLESS STEEL 18 MATTE COL - SEE (1) AT BOTTOM OF PAGE	PS MO-ILUV-U PS MO-ILUV-B PS MO-ILUV-C	\$ 1,720 \$ 1,829 \$ 2,161
	RECLAIMED AND "POP" WOOD SHELF FOR ILA100 WASHBASIN DIMENSIONS: 8-3/4" WIDE X 14" DEEP - 1" THICK	RECLAIMED WOOD	PS MO-ILAT	\$ 580
	VARNISHED SHEET METAL TOP FOR ILA60 AND ILA100 WASHBASIN 47-1/4" WIDE X 17-3/4" DEEP - 1" THICK	18 MATTE COL - SEE (1) AT BOTTOM OF PAGE	PS MO-ITL120-C	\$ 3,346
	VARNISHED SHEET METAL TOP FOR ILA60 AND ILA100 WASH BASIN 63" WIDE X 17-3/4" DEEP - 1" THICK	18 MATTE COL - SEE (1) AT BOTTOM OF PAGE	PS MO-ITL160-C	\$ 3,810
	FOR WALL MOUNT FAUCET OR AVAILABLE W. FAUCET HOLE ON REQ.		PS MO-ITL-HOLE	\$150
	RECLAIMED WOOD COUNTER WITH METAL FRAME 17-3/4" DEEP - 3-1/4" THICK			
	47-1/4 WIDE	1 FAUCET HOLE UPON REQUEST TO ORDER ADD "-H" TO REF #	18 MATTE COL - SEE (1) AT BOTTOM OF PAGE	PS MO-ITFR48-C \$ 4,707
			BURNISHED BRASS OR COPPER FRAME	PS MO-ITFR48-B \$ 5,771
			BRUSHED STAINLESS STEEL FRAME	PS MO-ITFR48-S \$ 4,028
	55-1/4 WIDE		18 MATTE COL - SEE (1) AT BOTTOM OF PAGE	PS MO-ITFR55-C \$ 4,967
			BURNISHED COPPER / BRASS FRAME	PS MO-ITFR55-B \$ 6,064
			BRUSHED STAINLESS STEEL FRAME	PS MO-ITFR55-S \$ 4,417
	63 WIDE		18 MATTE COL - SEE (1) AT BOTTOM OF PAGE	PS MO-ITFR63-C \$ 5,289
			BURNISHED COPPER / BRASS FRAME	PS MO-ITFR63-B \$ 6,421
			BRUSHED STAINLESS STEEL FRAME	PS MO-ITFR63-S \$ 4,867
71 WIDE	18 MATTE COL - SEE (1) AT BOTTOM OF PAGE		PS MO-ITFR71-C \$ 5,607	
	BURNISHED COPPER / BRASS FRAME	PS MO-ITFR71-B \$ 6,776		
	BRUSHED STAINLESS STEEL FRAME	PS MO-ITFR71-S \$ 5,177		
78-3/4 WIDE	18 MATTE COL - SEE (1) AT BOTTOM OF PAGE	PS MO-ITFR78-C \$ 5,922		
	BURNISHED COPPER / BRASS FRAME	PS MO-ITFR78-B \$ 7,133		
	BRUSHED STAINLESS STEEL FRAME	PS MO-ITFR78-S \$ 5,486		
	TRAVERTINE COUNTER WITH METAL FRAME 17-3/4" DEEP - 3-1/4" THICK			
	47-1/4 WIDE	1 FAUCET HOLE UPON REQUEST TO ORDER ADD "-H" TO REF #	18 MATTE COL - SEE (1) AT BOTTOM OF PAGE	PS MO-ITFM48-C \$ 4,831
			BURNISHED COPPER / BRASS FRAME	PS MO-ITFM48-B \$ 5,895
			BRUSHED STAINLESS STEEL FRAME	PS MO-ITFM48-S \$ 4,151
	55-1/4 WIDE		18 MATTE COL - SEE (1) AT BOTTOM OF PAGE	PS MO-ITFM55-C \$ 5,323
			BURNISHED COPPER / BRASS FRAME	PS MO-ITFM55-B \$ 6,420
			BRUSHED STAINLESS STEEL FRAME	PS MO-ITFM55-S \$ 4,772
	63 WIDE		18 MATTE COL - SEE (1) AT BOTTOM OF PAGE	PS MO-ITFM63-C \$ 5,815
			BURNISHED COPPER / BRASS FRAME	PS MO-ITFM63-B \$ 6,948
			BRUSHED STAINLESS STEEL FRAME	PS MO-ITFM63-S \$ 5,392
71 WIDE	18 MATTE COL - SEE (1) AT BOTTOM OF PAGE		PS MO-ITFM71-C \$ 6,301	
	BURNISHED COPPER / BRASS FRAME	PS MO-ITFM71-B \$ 7,473		
	BRUSHED STAINLESS STEEL FRAME	PS MO-ITFM71-S \$ 5,872		
78-3/4 WIDE	18 MATTE COL - SEE (1) AT BOTTOM OF PAGE	PS MO-ITFM78-C \$ 6,787		
	BURNISHED COPPER / BRASS FRAME	PS MO-ITFM78-B \$ 8,000		
	BRUSHED STAINLESS STEEL FRAME	PS MO-ITFM78-S \$6,352		

PRICES ARE F.O.B. MIAMI, FL. CRATING, PACKING & SHIPPING ARE ADDITIONAL CHARGES.
PRICES ARE SUBJECT TO CHANGE WITHOUT NOTICE.

(1) 18 MOAB COLORS : WHITE - BLK - BEIGE - YELLOW - TURQUOISE - GREY BEIGE - VERY DARK BROWN - LI. GREY - DARK GREY - SAND GREY - RUBY RED - TOMATO RED - COBALT BLUE - AMARANTH - RASPBERRY - SAND - MUD - LIME



SERIE	DESCRIPTION	FINISHES	REF #	LIST PRICE	
INDUSTRIAL LINE					
	RECLAIMED WOOD COUNTER TOP FOR COUNTER WASHBASIN 1-3/4" THICK	RECLAIMED WOOD 1 FAUCET HOLE UPON REQUEST TO ORDER ADD "-H" TO REF #	PS MO-ITR45-32	\$ 1,889	
	17-3/4" DEEP COUNTER FOR WIDTHS UP TO 55"		31-1/2 WIDE 47-1/4 WIDE 55-1/4 WIDE	PS MO-ITR45-48	\$ 2,658
	21-1/4" DEEP COUNTER FOR WIDTHS ABOVE 55"		63 WIDE 71 WIDE 78-3/4 WIDE	PS MO-ITR45-55	\$ 3,042
				PS MO-ITR54-63	\$ 4,343
				PS MO-ITR54-71	\$ 4,622
			PS MO-ITR54-78	\$ 5,078	
	BLEACHED WOOD COUNTER TOP FOR COUNTER WASHBASIN 1-3/4" THICK	BLEACHED SPRUCE WOOD 1 FAUCET HOLE UPON REQUEST TO ORDER ADD "-H" TO REF #	PS MO-ITP45-8	\$ 2,146	
	17-3/4" DEEP COUNTER FOR WIDTHS UP TO 55"		31-1/2 WIDE 47-1/4 WIDE 55-1/4 WIDE	PS MO-ITP45-12	\$ 3,029
	21-1/4" DEEP COUNTER FOR WIDTHS ABOVE 55"		63 WIDE 71 WIDE 78-3/4 WIDE	PS MO-ITP45-14	\$ 3,470
				PS MO-ITP54-16	\$ 4,974
				PS MO-ITP54-18	\$ 5,325
			PS MO-ITP54-20	\$ 5,852	
AIS VANITY					
	39-3/8 VANITY IN WHITE CORIAN WITH BUILT-IN SPOUT AT REAR OF BASIN AND 25-1/4" DEEP - 7-1/8" HIGH ONLY FOR WALL MOUNTED APPLICATION	MATTE WHITE	PS MO-AIS100-CO	\$ 8,438	
LINEA					
	VANITY TOP WITH INTEGRATED CORIAN WASHBASIN AND TROUGH DRAIN ACROSS 43-1/2" WIDE 22-1/2" DEEP 8" HIGH	18 MATTE COL - SEE (1) AT BOTTOM OF PAGE 18 LL COL 18 GLOSS COL WOODS	PS MO-LIL110-MP PS MO-LIL110-LL PS MO-LIL110-GP PS MO-LIL-110-WD	\$ 10,526 \$ 10,569 \$ 10,569 \$ 10,623	
	WALL MOUNT CABINET W. DRAWER AND WHITE CORIAN TOP 15-3/4" WIDE 22-1/2" DEEP 8" HIGH	18 MATTE COL - SEE (1) AT BOTTOM OF PAGE 18 LL COL 18 GLOSS COL WOODS	PS MO-LIC40-MP PS MO-LIC40-LL PS MO-LIC40-GP PS MO-LIC40-WD	\$ 1,775 \$ 1,831 \$ 1,831 \$ 1,898	
	WALL MOUNT CABINET W. DRAWER AND WHITE CORIAN TOP 23-3/4" WIDE 22-1/2" DEEP 8" HIGH	18 MATTE COL - SEE (1) AT BOTTOM OF PAGE 18 LL COL 18 GLOSS COL WOODS	PS MO-LIC60-MP PS MO-LIC60-LL PS MO-LIC60-GP PS MO-LIC60-WD	\$ 2,439 \$ 2,493 \$ 2,493 \$ 2,551	
P40					
	WALL MOUNT 15-3/4" HIGH 15-3/4" SQUARE CABINET	18 MATTE COL - SEE (1) AT BOTTOM OF PAGE 18 LL COL 18 GLOSS COL 5 OPTIONS WOOD AVAIL.	PS MO-P40B-MP PS MO-P40B-LL PS MO-P40B-GP PS MO-P40B-WD	\$ 1,498 \$ 1,566 \$ 1,566 \$ 1,673	
	31-1/2" WIDE 15-3/4" DEEP GLASS COUNTER TOP 3/8" - 1CM THICK 1-3/8" DIAMETER HOLE NEXT TO BASIN TO HOLD TOWEL	NATURAL GLASS	PS MO-P40P-NG	\$ 1,509	
		SMOKY GLASS	PS MO-P40P-SG	\$ 1,564	
		ETCHED GLASS	PS MO-P40P-EG	\$ 1,651	
		ENAMELLED GLASS EXTRA	PS MO-P40P-EGE	\$ 2,126	
	COUNTER WASHBASIN 15-3/4" SQUARE - 4-1/2" HIGH	SOLID SURFACE BRUSHED STAINLESS STEEL 18 MATTE COL - SEE (1) AT BOTTOM OF PAGE	PS MO-T20L PS MO-T20LM PS MO-T20LC	\$ 2,124 \$ 1,705 \$ 1,994	

PRICES ARE F.O.B. MIAMI, FL. CRATING, PACKING & SHIPPING ARE ADDITIONAL CHARGES.
PRICES ARE SUBJECT TO CHANGE WITHOUT NOTICE.

(1) 18 MOAB COLORS : WHITE - BLK - BEIGE - YELLOW - TURQUOISE - GREY BEIGE - VERY DARK BROWN - LI. GREY - DARK GREY - SAND GREY - RUBY RED - TOMATO RED - COBALT BLUE - AMARANTH - RASPBERRY - SAND - MUD - LIME



SERIE	DESCRIPTION	FINISHES	REF #	LIST PRICE
DOOR TEAK				
	TEAK STRIPES / 21-1/4" DEEP			
	VANITY CABINET - NO COUNTER TOP / 21-1/4" DEEP - 14" HIGH	18 MATTE COL - SEE (1) AT BOTTOM OF PAGE	PS-MO-D1AL58-MB	\$ 4,244
	UNIT WITH 2 "TEAK STRIPES" DOORS	18 GLOSS COL	PS-MO-D1AL58-GL	\$ 4,367
		18 LL COL	PS-MO-D1AL58-LL	\$ 4,367
		PREF CALCE / CEMENTO BODY	PS-MO-D1AL58-PC	\$ 5,286
	UNIT WITH 1 "TEAK STRIPES" DRAWER	18 MATTE COL - SEE (1) AT BOTTOM OF PAGE	PS-MO-D1CL58-MB	\$ 4,451
		18 GLOSS COL	PS-MO-D1CL58-GL	\$ 4,630
		18 LL COL	PS-MO-D1CL58-LL	\$ 4,630
		PREF CALCE / CEMENTO BODY	PS-MO-D1CL58-PC	\$ 5,620
	UNIT WITH 1 "TEAK STRIPES" DRAWER	18 MATTE COL - SEE (1) AT BOTTOM OF PAGE	PS-MO-D1CL56-MB	\$ 3,197
		18 GLOSS COL	PS-MO-D1CL56-GL	\$ 3,320
		18 LL COL	PS-MO-D1CL56-LL	\$ 3,320
		PREF CALCE / CEMENTO BODY	PS-MO-D1CL56-PC	\$ 4,012
	UNIT WITH 1 "TEAK STRIPES" DRAWER	18 MATTE COL - SEE (1) AT BOTTOM OF PAGE	PS-MO-D1CL54-MB	\$ 2,617
		18 GLOSS COL	PS-MO-D1CL54-GL	\$ 2,741
		18 LL COL	PS-MO-D1CL54-LL	\$ 2,741
		PREF CALCE / CEMENTO BODY	PS-MO-D1CL54-PC	\$ 3,345
	UNIT WITH 1 "TEAK STRIPES" DOOR	18 MATTE COL - SEE (1) AT BOTTOM OF PAGE	PS-MO-D1AL54-MB	\$ 2,454
		18 GLOSS COL	PS-MO-D1AL54-GL	\$ 2,578
		18 LL COL	PS-MO-D1AL54-LL	\$ 2,578
		PREF CALCE / CEMENTO BODY	PS-MO-D1AL54-PC	\$ 3,133
BOOK P.118 TO 137				
TEAK STRIPES / 17-3/4" DEEP				
	VANITY CABINET NO COUNTER TOP / 17-3/4" DEEP - 14" HIGH	18 MATTE COL - SEE (1) AT BOTTOM OF PAGE	PS-MO-D1AL48-MB	\$ 3,796
	UNIT WITH 2 "TEAK STRIPES" DOORS	18 GLOSS COL	PS-MO-D1AL48-GL	\$ 3,919
		18 LL COL	PS-MO-D1AL48-LL	\$ 3,919
		PREF CALCE / CEMENTO BODY	PS-MO-D1AL48-PC	\$ 4,758
	UNIT WITH 1 "TEAK STRIPES" DRAWER	18 MATTE COL - SEE (1) AT BOTTOM OF PAGE	PS-MO-D1CL48-MB	\$ 3,843
		18 GLOSS COL	PS-MO-D1CL48-GL	\$ 4,026
		18 LL COL	PS-MO-D1CL48-LL	\$ 4,026
		PREF CALCE / CEMENTO BODY	PS-MO-D1CL48-PC	\$ 4,975
	UNIT WITH 1 "TEAK STRIPES" DRAWER	18 MATTE COL - SEE (1) AT BOTTOM OF PAGE	PS-MO-D1CL46-MB	\$ 3,103
		18 GLOSS COL	PS-MO-D1CL46-GL	\$ 3,227
		18 LL COL	PS-MO-D1CL46-LL	\$ 3,227
		PREF CALCE / CEMENTO BODY	PS-MO-D1CL46-PC	\$ 3,858
	UNIT WITH 1 "TEAK STRIPES" DRAWER	18 MATTE COL - SEE (1) AT BOTTOM OF PAGE	PS-MO-D1CL44-MB	\$ 2,340
		18 GLOSS COL	PS-MO-D1CL44-GL	\$ 2,463
		18 LL COL	PS-MO-D1CL44-LL	\$ 2,463
		PREF CALCE / CEMENTO BODY	PS-MO-D1CL44-PC	\$ 3,015
	UNIT WITH 1 "TEAK STRIPES" DOOR	18 MATTE COL - SEE (1) AT BOTTOM OF PAGE	PS-MO-D1AL44-MB	\$ 2,199
		18 GLOSS COL	PS-MO-D1AL44-GL	\$ 2,322
		18 LL COL	PS-MO-D1AL44-LL	\$ 2,322
		PREF CALCE / CEMENTO BODY	PS-MO-D1AL44-PC	\$ 2,832
BOOK P.118 TO 137				
DOOR RECLAIMED WOOD				
	RECLAIMED WOOD / 21-1/4" DEEP			
	VANITY CABINET NO COUNTER TOP / 21-1/4" DEEP - 14" HIGH	18 MATTE COL - SEE (1) AT BOTTOM OF PAGE	PS-MO-D1AR58-MB	\$ 2,795
	UNIT WITH 2 RECLAIMED WOOD DOORS	18 GLOSS COL	PS-MO-D1AR58-GL	\$ 2,919
		18 LL COL	PS-MO-D1AR58-LL	\$ 2,919
		PREF CALCE / CEMENTO BODY	PS-MO-D1AR58-PC	\$ 3,402
	UNIT WITH 1 RECLAIMED WOOD DRAWER	18 MATTE COL - SEE (1) AT BOTTOM OF PAGE	PS-MO-D1CR58-MB	\$ 3,253
		18 GLOSS COL	PS-MO-D1CR58-GL	\$ 3,432
		18 LL COL	PS-MO-D1CR58-LL	\$ 3,432
		PREF CALCE / CEMENTO BODY	PS-MO-D1CR58-PC	\$ 4,069
	UNIT WITH 1 RECLAIMED WOOD DRAWER	18 MATTE COL - SEE (1) AT BOTTOM OF PAGE	PS-MO-D1CR56-MB	\$ 2,366
		18 GLOSS COL	PS-MO-D1CR56-GL	\$ 2,490
		18 LL COL	PS-MO-D1CR56-LL	\$ 2,490
		PREF CALCE / CEMENTO BODY	PS-MO-D1CR56-PC	\$ 2,932
	UNIT WITH 1 RECLAIMED WOOD DRAWER	18 MATTE COL - SEE (1) AT BOTTOM OF PAGE	PS-MO-D1CR54-MB	\$ 1,910
		18 GLOSS COL	PS-MO-D1CR54-GL	\$ 2,034
		18 LL COL	PS-MO-D1CR54-LL	\$ 2,034
		PREF CALCE / CEMENTO BODY	PS-MO-D1CR54-PC	\$ 2,426
	UNIT WITH 1 RECLAIMED WOOD DOOR	18 MATTE COL - SEE (1) AT BOTTOM OF PAGE	PS-MO-D1AR54-MB	\$ 1,735
		18 GLOSS COL	PS-MO-D1AR54-GL	\$ 1,858
		18 LL COL	PS-MO-D1AR54-LL	\$ 1,858
		PREF CALCE / CEMENTO BODY	PS-MO-D1AR54-PC	\$ 2,426
BOOK P.138 TO 149				

PRICES ARE F.O.B. MIAMI, FL. CRATING, PACKING & SHIPPING ARE ADDITIONAL CHARGES.
 PRICES ARE SUBJECT TO CHANGE WITHOUT NOTICE.

(1) 18 MOAB COLORS : WHITE - BLK - BEIGE - YELLOW - TURQUOISE - GREY BEIGE - VERY DARK BROWN - LI GREY - DARK GREY - SAND GREY - RUBY RED - TOMATO RED - COBALT BLUE - AMARANTH - RASPBERRY - SAND - MUD - LIME



SERIE	DESCRIPTION	FINISHES	REF #	LIST PRICE
DOOR RECLAIMED				
RECLAIMED WOOD / 17-3/4" DEEP				
	VANITY CABINET NO COUNTER TOP / 17-3/4" DEEP - 14" HIGH	18 MATTE COL - SEE (1) AT BOTTOM OF PAGE	PS-MO-D1AR48-MB	\$ 2,421
	UNIT WITH 2 RECLAIMED WOOD DOORS	18 GLOSS COL	PS-MO-D1AR48-GL	\$ 2,545
	31-1/2" WIDE	18 LL COL	PS-MO-D1AR48-LL	\$ 2,545
		PREF CALCE / CEMENTO BODY	PS-MO-D1AR48-PC	\$ 2,971
	UNIT WITH RECLAIMED WOOD DRAWER	18 MATTE COL - SEE (1) AT BOTTOM OF PAGE	PS-MO-D1CR48-MB	\$ 2,814
	31-1/2" WIDE	18 GLOSS COL	PS-MO-D1CR48-GL	\$ 2,984
		18 LL COL	PS-MO-D1CR48-LL	\$ 2,984
		PREF CALCE / CEMENTO BODY	PS-MO-D1CR48-PC	\$ 3,551
	UNIT WITH RECLAIMED WOOD DRAWER	18 MATTE COL - SEE (1) AT BOTTOM OF PAGE	PS-MO-D1CR46-MB	\$ 2,045
	23-3/4" WIDE	18 GLOSS COL	PS-MO-D1CR46-GL	\$ 2,169
		18 LL COL	PS-MO-D1CR46-LL	\$ 2,169
		PREF CALCE / CEMENTO BODY	PS-MO-D1CR46-PC	\$ 2,557
	UNIT WITH RECLAIMED WOOD DRAWER	18 MATTE COL - SEE (1) AT BOTTOM OF PAGE	PS-MO-D1CR44-MB	\$ 1,657
	15-3/4" WIDE	18 GLOSS COL	PS-MO-D1CR44-GL	\$ 1,781
		18 LL COL	PS-MO-D1CR44-LL	\$ 1,781
	PREF CALCE / CEMENTO BODY	PS-MO-D1CR44-PC	\$ 2,128	
UNIT WITH 1 RECLAIMED WOOD DOOR	18 MATTE COL - SEE (1) AT BOTTOM OF PAGE	PS-MO-D1AR44-MB	\$ 1,507	
15-3/4" WIDE	18 GLOSS COL	PS-MO-D1AR44-GL	\$ 1,630	
	18 LL COL	PS-MO-D1AR44-LL	\$ 1,630	
	PREF CALCE / CEMENTO BODY	PS-MO-D1AR44-PC	\$ 1,932	
BOOK P.138 TO 149				
DOOR POP				
POP / 21-1/4" DEEP				
	VANITY CABINET WITHOUT COVERING TOP 21-1/4" DEEP - 14" HIGH	18 MATTE COL - SEE (1) AT BOTTOM OF PAGE	PS-MO-D1AP58-MB	\$ 3,215
	UNIT WITH 2 "POP" (BLEACHED SPRUCE) DOORS	18 GLOSS COL	PS-MO-D1AP58-GL	\$ 3,364
	31-1/2" WIDE	18 LL COL	PS-MO-D1AP58-LL	\$ 3,364
		PREF CALCE / CEMENTO BODY	PS-MO-D1AP58PC	\$ 3,981
	UNIT WITH "POP" (BLEACHED SPRUCE) DRAWER	18 MATTE COL - SEE (1) AT BOTTOM OF PAGE	PS-MO-D1CP58	\$ 3,642
	31-1/2" WIDE	18 GLOSS COL	PS-MO-D1CP58	\$ 3,857
		18 LL COL	PS-MO-D1CP58	\$ 3,857
		PREF CALCE / CEMENTO BODY	PS-MO-D1CP58	\$ 4,622
	UNIT WITH "POP" (BLEACHED SPRUCE) DRAWER	18 MATTE COL - SEE (1) AT BOTTOM OF PAGE	PS-MO-D1CP56	\$ 2,636
	23-3/4" WIDE	18 GLOSS COL	PS-MO-D1CP56	\$ 2,784
		18 LL COL	PS-MO-D1CP56	\$ 2,784
		PREF CALCE / CEMENTO BODY	PS-MO-D1CP56	\$ 3,315
	UNIT WITH "POP" (BLEACHED SPRUCE) DRAWER	18 MATTE COL - SEE (1) AT BOTTOM OF PAGE	PS-MO-D1CP54	\$ 2,148
	21-1/4" DEEP - 14" HIGH	18 GLOSS COL	PS-MO-D1CP54	\$ 2,296
		18 LL COL	PS-MO-D1CP54	\$ 2,296
	PREF CALCE / CEMENTO BODY	PS-MO-D1CP54	\$ 2,767	
UNIT WITH 1 "POP" (BLEACHED SPRUCE) DOOR	18 MATTE COL - SEE (1) AT BOTTOM OF PAGE	PS-MO-D1AP54	\$ 1,937	
15-3/4" WIDE	18 GLOSS COL	PS-MO-D1AP54	\$ 2,086	
	18 LL COL	PS-MO-D1AP54	\$ 2,086	
	PREF CALCE / CEMENTO BODY	PS-MO-D1AP54	\$ 2,494	
BOOK P.150 TO 153				
POP / 17-3/4" DEEP				
	VANITY CABINET WITHOUT COVERING TOP 17-3/4" DEEP - 14" HIGH	18 MATTE COL - SEE (1) AT BOTTOM OF PAGE	PS-MO-D1AP48-MB	\$ 2,740
	UNIT WITH 2 "POP" (BLEACHED SPRUCE) DOORS	18 GLOSS COL	PS-MO-D1AP48-GL	\$ 2,894
	31-1/2" WIDE	18 LL COL	PS-MO-D1AP48-LL	\$ 2,894
		PREF CALCE / CEMENTO BODY	PS-MO-D1AP48PC	\$ 3,426
	UNIT WITH "POP" (BLEACHED SPRUCE) DRAWER	18 MATTE COL - SEE (1) AT BOTTOM OF PAGE	PS-MO-D1CP48	\$ 3,228
	31-1/2" WIDE	18 GLOSS COL	PS-MO-D1CP48	\$ 3,450
		18 LL COL	PS-MO-D1CP48	\$ 3,450
		PREF CALCE / CEMENTO BODY	PS-MO-D1CP58	\$ 4,148
	UNIT WITH "POP" (BLEACHED SPRUCE) DRAWER	18 MATTE COL - SEE (1) AT BOTTOM OF PAGE	PS-MO-D1CP46	\$ 2,334
	23-3/4" WIDE	18 GLOSS COL	PS-MO-D1CP46	\$ 2,488
		18 LL COL	PS-MO-D1CP46	\$ 2,488
		PREF CALCE / CEMENTO BODY	PS-MO-D1CP46	\$ 2,973
	UNIT WITH "POP" (BLEACHED SPRUCE) DRAWER	18 MATTE COL - SEE (1) AT BOTTOM OF PAGE	PS-MO-D1CP44	\$ 1,914
	15-3/4" WIDE	18 GLOSS COL	PS-MO-D1CP44	\$ 2,067
		18 LL COL	PS-MO-D1CP44	\$ 2,067
	PREF CALCE / CEMENTO BODY	PS-MO-D1CP44	\$ 2,499	
UNIT WITH 1 "POP" (BLEACHED SPRUCE) DOOR	18 MATTE COL - SEE (1) AT BOTTOM OF PAGE	PS-MO-D1AP44	\$ 1,723	
15-3/4" WIDE	18 GLOSS COL	PS-MO-D1AP44	\$ 1,876	
	18 LL COL	PS-MO-D1AP44	\$ 1,876	
	PREF CALCE / CEMENTO BODY	PS-MO-D1AP44	\$ 2,253	
BOOK P.150 TO 153				

PRICES ARE F.O.B. MIAMI, FL. CRATING, PACKING & SHIPPING ARE ADDITIONAL CHARGES.
 PRICES ARE SUBJECT TO CHANGE WITHOUT NOTICE.


(1) 18 MOAB COLORS : WHITE - BLK - BEIGE - YELLOW - TURQUOISE - GREY BEIGE - VERY DARK BROWN - LI, GREY - DARK GREY - SAND GREY - RUBY RED - TOMATO RED - COBALT BLUE - AMARANTH - RASPBERRY - SAND - MUD - LIME



SERIE	DESCRIPTION	FINISHES	REF #	LIST PRICE
DOOR TRANCHE				
TRANCHE DOORS / 21-1/4" DEEP				
	VANITY CABINET WITHOUT COVERING TOP 21-1/4" DEEP - 14" HIGH	18 MATTE COL - SEE (1) AT BOTTOM OF PAGE	PS-MO-D1AT58-MB	\$ 2,795
	UNIT WITH 2 MARK FINISH OAK DOORS 31-1/2" WIDE	18 GLOSS COL	PS-MO-D1AT58-GL	\$ 2,919
		18 LL COL	PS-MO-D1AT58-LL	\$ 2,919
		PREF CALCE / CEMENTO BODY	PS-MO-D1AT58-PC	\$ 3,402
		18 MATTE COL - SEE (1) AT BOTTOM OF PAGE	PS-MO-D1CT58-MB	\$ 3,253
	UNIT WITH MARK FINISH OAK DRAWER 31-1/2" WIDE	18 GLOSS COL	PS-MO-D1CT58-GL	\$ 3,432
		18 LL COL	PS-MO-D1CT58-LL	\$ 3,432
		PREF CALCE / CEMENTO BODY	PS-MO-D1CT58-PC	\$ 4,069
		18 MATTE COL - SEE (1) AT BOTTOM OF PAGE	PS-MO-D1CT56-MB	\$ 2,366
	UNIT WITH MARK FINISH OAK DRAWER 23-3/4" WIDE	18 GLOSS COL	PS-MO-D1CT56-GL	\$ 2,490
		18 LL COL	PS-MO-D1CT56-LL	\$ 2,490
		PREF CALCE / CEMENTO BODY	PS-MO-D1CT56-PC	\$ 2,932
18 MATTE COL - SEE (1) AT BOTTOM OF PAGE		PS-MO-D1CT54-MB	\$ 1,910	
UNIT WITH MARK FINISH OAK DRAWER 15-3/4" WIDE	18 GLOSS COL	PS-MO-D1CT54-GL	\$ 2,034	
	18 LL COL	PS-MO-D1CT54-LL	\$ 2,034	
	PREF CALCE / CEMENTO BODY	PS-MO-D1CT54-PC	\$ 2,426	
	18 MATTE COL - SEE (1) AT BOTTOM OF PAGE	PS-MO-D1AT54-MB	\$ 1,735	
UNIT WITH 1 MARK FINISH OAK DOOR 15-3/4" WIDE	18 GLOSS COL	PS-MO-D1AT54-GL	\$ 1,858	
	18 LL COL	PS-MO-D1AT54-LL	\$ 1,858	
	PREF CALCE / CEMENTO BODY	PS-MO-D1AT54-PC	\$ 2,426	
	18 MATTE COL - SEE (1) AT BOTTOM OF PAGE	PS-MO-D1AT48-MB	\$ 2,421	
TRANCHE DOORS / 17-3/4" DEEP				
	VANITY CABINET WITHOUT COVERING TOP 17-3/4" DEP - 14" HIGH	18 MATTE COL - SEE (1) AT BOTTOM OF PAGE	PS-MO-D1AT48-MB	\$ 2,421
	UNIT WITH 2 MARK FINISH OAK DOORS 31-1/2" WIDE	18 GLOSS COL	PS-MO-D1AT48-GL	\$ 2,545
		18 LL COL	PS-MO-D1AT48-LL	\$ 2,545
		PREF CALCE / CEMENTO BODY	PS-MO-D1AT48-PC	\$ 2,971
		18 MATTE COL - SEE (1) AT BOTTOM OF PAGE	PS-MO-D1CT48-MB	\$ 2,816
	UNIT WITH MARK FINISH OAK DRAWER 31-1/2" WIDE	18 GLOSS COL	PS-MO-D1CT48-GL	\$ 2,993
		18 LL COL	PS-MO-D1CT48-LL	\$ 2,993
		PREF CALCE / CEMENTO BODY	PS-MO-D1CT48-PC	\$ 3,553
		18 MATTE COL - SEE (1) AT BOTTOM OF PAGE	PS-MO-D1CT46-MB	\$ 2,045
	UNIT WITH MARK FINISH OAK DRAWER 23-3/4" WIDE	18 GLOSS COL	PS-MO-D1CT46-GL	\$ 2,169
		18 LL COL	PS-MO-D1CT46-LL	\$ 2,169
		PREF CALCE / CEMENTO BODY	PS-MO-D1CT46-PC	\$ 2,557
18 MATTE COL - SEE (1) AT BOTTOM OF PAGE		PS-MO-D1CT44-MB	\$ 1,657	
UNIT WITH MARK FINISH OAK DRAWER 15-3/4" WIDE	18 GLOSS COL	PS-MO-D1CT44-GL	\$ 1,781	
	18 LL COL	PS-MO-D1CT44-LL	\$ 1,781	
	PREF CALCE / CEMENTO BODY	PS-MO-D1CT44-PC	\$ 2,128	
	18 MATTE COL - SEE (1) AT BOTTOM OF PAGE	PS-MO-D1AT44-MB	\$ 1,507	
UNIT WITH 1 MARK FINISH OAK DOOR 15-3/4" WIDE	18 GLOSS COL	PS-MO-D1AT44-GL	\$ 1,630	
	18 LL COL	PS-MO-D1AT44-LL	\$ 1,630	
	PREF CALCE / CEMENTO BODY	PS-MO-D1AT44-PC	\$ 1,932	
	18 MATTE COL - SEE (1) AT BOTTOM OF PAGE	PS-MO-D1T54-LIC	\$ 1,919	
GLASS COUNTER TOP				
TOP FOR WALL CABINETS / 21-1/4" DEEP				
BOOK P.124-126	OPTIONS FOR GLASS COUNTER TOP	INTEGRAL GLASS BASIN	PS-MO-D1T54-LIC	\$ 1,919
	NOTE GLASS INTEGRATED BASIN W/ COUNTER 31-1/2" WIDE OR MORE	4" DIAM HOLE @ COUNTER VESSEL	PS-MO-D1T54-AL	\$ 58
	GLASS BASIN 6" DEEP CALL FOR PRICE @ DRAIN HOLE LARGER THAN 4"DIAM	U SHAPE CUT OUT @ DRAIN & P-TRAP	PS-MO-DIT54-AS	\$ 229
	COUNTER TOP FOR "DOOR" CABINET 20-1/2" DEEP - 4" THICK	18 MATTE COL - SEE (1) AT BOTTOM OF PAGE	PS-MO-D1T54-4MP	\$ 598
	UPON REQUEST WITH TAP HOLE WITH NO EXTRA CHARGE 15-3/4" WIDE	18 LL COL	PS-MO-D1T54-4LL	\$ 619
		18 GLOSS COL	PS-MO-D1T54-4GP	\$ 619
		18 EXTRA GLASS COL	PS-MO-D1T54-4EG	\$ 946
		18 ACID ETCHED GLASS COL	PS-MO-D1T54-4AEG	\$ 1,171
		SOLID SURFACE	PS-MO-D1T54-4SS	\$ 582
		CORIAN	PS-MO-D1T54-4CO	\$ 632
		PREF CALCE / CEMENTO	PS-MO-D1T54-4PC	\$ 690
		18 MATTE COL - SEE (1) AT BOTTOM OF PAGE	PS-MO-D1T54-6MP	\$ 827
	UPON REQUEST WITH TAP HOLE WITH NO EXTRA CHARGE 23-3/4" WIDE	18 LL COL	PS-MO-D1T54-6LL	\$ 851
		18 GLOSS COL	PS-MO-D1T54-6GP	\$ 851
		18 EXTRA GLASS COL	PS-MO-D1T54-6EG	\$ 1,317
18 ACID ETCHED GLASS COL		PS-MO-D1T54-6AEG	\$ 1,628	
SOLID SURFACE		PS-MO-D1T54-6SS	\$ 910	
CORIAN		PS-MO-D1T54-6CO	\$ 1,007	
PREF CALCE / CEMENTO	PS-MO-D1T54-6PC	\$ 943		

PRICES ARE F.O.B. MIAMI, FL. CRATING, PACKING & SHIPPING ARE ADDITIONAL CHARGES. PRICES ARE SUBJECT TO CHANGE WITHOUT NOTICE. (1) 18 MOAB COLORS : WHITE - BLK - BEIGE - YELLOW - TURQUOISE - GREY BEIGE - VERY DARK BROWN - LL GREY - DARK GREY - SAND GREY - RUBY RED - TOMATO RED - COBALT BLUE - AMARANTH - RASPBERRY - SAND - MUD - LIME



SERIE	DESCRIPTION	FINISHES	REF #	LIST PRICE				
GLASS COUNTER TOP								
TOP FOR WALL CABINETS / 21-1/4" DEEP								
	COUNTER TOP FOR "DOOR" CABINET 20-1/2" DEEP - 4" THICK UPON REQUEST WITH TAP HOLE WITH NO EXTRA CHARGE	31-1/2" WIDE	18 MATTE COL - SEE (1) AT BOTTOM OF PAGE 18 LL COL 18 GLOSS COL 18 EXTRA GLASS COL 18 ACID ETCHED GLASS COL SOLID SURFACE CORIAN PREF CALCE / CEMENTO	PS-MO-D1T54-8MP \$ 1,055 PS-MO-D1T54-8LL \$ 1,083 PS-MO-D1T54-8GP \$ 1,083 PS-MO-D1T54-8EG \$ 1,688 PS-MO-D1T54-8AEG \$ 2,085 PS-MO-D1T54-8SS \$ 1,239 PS-MO-D1T54-8CO \$ 1,381 PS-MO-D1T54-8PC \$ 1,197				
		39-1/2" WIDE	UPON REQUEST WITH TAP HOLE WITH NO EXTRA CHARGE	18 MATTE COL - SEE (1) AT BOTTOM OF PAGE 18 LL COL 18 GLOSS COL 18 EXTRA GLASS COL 18 ACID ETCHED GLASS COL SOLID SURFACE CORIAN PREF CALCE / CEMENTO	PS-MO-D1T54-10MP \$ 1,284 PS-MO-D1T54-10LL \$ 1,315 PS-MO-D1T54-10GP \$ 1,315 PS-MO-D1T54-10EG \$ 2,060 PS-MO-D1T54-10AEG \$ 2,542 PS-MO-D1T54-10SS \$ 1,567 PS-MO-D1T54-10CO \$ 1,756 PS-MO-D1T54-10PC \$ 1,450			
			47-1/4" WIDE	UPON REQUEST WITH TAP HOLE WITH NO EXTRA CHARGE	18 MATTE COL - SEE (1) AT BOTTOM OF PAGE 18 LL COL 18 GLOSS COL 18 EXTRA GLASS COL 18 ACID ETCHED GLASS COL SOLID SURFACE CORIAN PREF CALCE / CEMENTO	PS-MO-D1T54-12MP \$ 1,512 PS-MO-D1T54-12LL \$ 1,547 PS-MO-D1T54-12GP \$ 1,547 PS-MO-D1T54-12EG \$ 2,431 PS-MO-D1T54-12AEG \$ 2,999 PS-MO-D1T54-12SS \$ 1,896 PS-MO-D1T54-12CO \$ 2,131 PS-MO-D1T54-12PC \$ 1,704		
				55-1/4" WIDE	UPON REQUEST WITH TAP HOLE WITH NO EXTRA CHARGE	18 MATTE COL - SEE (1) AT BOTTOM OF PAGE 18 LL COL 18 GLOSS COL 18 EXTRA GLASS COL 18 ACID ETCHED GLASS COL SOLID SURFACE CORIAN PREF CALCE / CEMENTO	PS-MO-D1T54-14MP \$ 1,740 PS-MO-D1T54-14LL \$ 1,779 PS-MO-D1T54-14GP \$ 1,779 PS-MO-D1T54-14EG \$ 2,802 PS-MO-D1T54-14AEG \$ 3,456 PS-MO-D1T54-14SS \$ 2,224 PS-MO-D1T54-14CO \$ 2,506 PS-MO-D1T54-14PC \$ 1,957	
					63" WIDE	UPON REQUEST WITH TAP HOLE WITH NO EXTRA CHARGE	18 MATTE COL - SEE (1) AT BOTTOM OF PAGE 18 LL COL 18 GLOSS COL 18 EXTRA GLASS COL 18 ACID ETCHED GLASS COL SOLID SURFACE CORIAN PREF CALCE / CEMENTO	PS-MO-D1T54-16MP \$ 1,969 PS-MO-D1T54-16LL \$ 2,011 PS-MO-D1T54-16GP \$ 2,011 PS-MO-D1T54-16EG \$ 3,173 PS-MO-D1T54-16AEG \$ 3,913 PS-MO-D1T54-16SS \$ 2,553 PS-MO-D1T54-16CO \$ 2,881 PS-MO-D1T54-16PC \$ 2,211
						71" WIDE	UPON REQUEST WITH TAP HOLE WITH NO EXTRA CHARGE	18 MATTE COL - SEE (1) AT BOTTOM OF PAGE 18 LL COL 18 GLOSS COL 18 EXTRA GLASS COL 18 ACID ETCHED GLASS COL SOLID SURFACE CORIAN PREF CALCE / CEMENTO
	78-3/4" WIDE						UPON REQUEST WITH TAP HOLE WITH NO EXTRA CHARGE	18 MATTE COL - SEE (1) AT BOTTOM OF PAGE 18 LL COL 18 GLOSS COL 18 EXTRA GLASS COL 18 ACID ETCHED GLASS COL SOLID SURFACE CORIAN PREF CALCE / CEMENTO

BOOK P.120

PRICES ARE F.O.B. MIAMI, FL. CRATING, PACKING & SHIPPING ARE ADDITIONAL CHARGES.
PRICES ARE SUBJECT TO CHANGE WITHOUT NOTICE.

(1) 18 MOAB COLORS : WHITE - BLK - BEIGE - YELLOW - TURQUOISE - GREY BEIGE - VERY DARK BROWN - LL GREY - DARK GREY - SAND GREY - RUBY RED - TOMATO RED - COBALT BLUE - AMARANTH - RASPBERRY - SAND - MUD - LIME



SERIE	DESCRIPTION	FINISHES	REF #	LIST PRICE
ELLE SERIE				
 BOOK P.274	ELLE 18" WIDE CONCRETE BASIN COUNTER OR WALL HUNG NO TAP HOLE (UPON REQUEST WITH A HOLE) DIMENSIONS : 17-3/4" X 17-3/4" - 3-1/2" HIGH ELLE LC45 SUPPORTING FRAME STAINLESS STEEL	BETON COLORS @ 7 AVAIL LIME STUCCO FINISH CEMENT STUCCO FINISH	PS-MO-LC45-BC PS-MO-LC45-PCA PS-MO-LC45-PCE PS-MO-STLC45	\$ 1,378 \$ 1,594 \$ 1,637 \$ 748
 BOOK P.282	36" WIDE CONCRETE BASIN COUNTER OR WALL HUNG DIMENSIONS : 35-1/2" X 17-3/4" - 3-3/4" HIGH ELLE LC90 SUPPORTING FRAME	BETON COLORS @ 7 AVAIL LIME STUCCO FINISH CEMENT STUCCO FINISH	PS-MO-LC90-BC PS-MO-LC90-PCA PS-MO-LC90-PCE PS-MO-STLC90	\$ 1,802 \$ 1,898 \$ 1,941 \$ 857
 BOOK P.291	ELLE 2 36" WIDE CONCRETE WALL HUNG BASIN W/ CURVED BOTTOM UPON REQUEST WITH TAP HOLE WITH SUPPORTING FRAME DIMENSIONS: 35-1/2" X 17-3/4" - 10-3/4" HIGH	3 COLORS: GREY, SAND, WHITE	PS-MO-L2L	\$ 3,022
 BOOK P.292	WALL CABINET WITH ONE DRAWER NO HANDLE DIMENSIONS: 17-3/4" X 17-3/4" - 10-3/4" HIGH	18 MATTE COL - SEE (1) AT BOTTOM OF PAGE LL PAINTS 5VENEER	PS-MO-L2C-C PS-MO-L2C-LL PS-MO-L2C-5V	\$ 1,918 \$ 2,094 \$ 2,221
	ELLE & ELLE 2 BASIN ACCESSORY: MATTE STEEL TRAY W. HOLES		PS-MO-LT	\$ 251
 BOOK P.302	ELLE 3 BETON 18" WIDE CONCRETE BASIN COUNTER OR WALL HUNG DIMENSIONS: 17-3/8" WIDE/ 16-1/2" - 6-1/4" HIGH ELLE L3L SUPPORTING FRAME	BETON COLORS @ 7 AVAIL 18 MATTE COL - SEE (1) AT BOTTOM OF PAGE STAINLESS STEEL	PS-MO-L3L PS-MO-STL3L-C PS-MO-STL3L-SS	\$ 1,831 \$ 847 \$ 787
 BOOK P.314	CERAMIC VERSION 17" WIDE CERAMIC BASIN COUNTER OR WALL HUNG 1 FAUCET HOLE DIMENSIONS: 17" X 17" - 6-1/4" HIGH SAME BASIN WITH NO FAUCET HOLE !!! WHEN ORDERING SPECIFY SHELF / HOLE LEFT OR RIGHT L3LCER AND L3CERF SUPPORTING FRAME	GLOSS WHITE MATT WHITE GLOSS WHITE MATT WHITE 18 MATTE COL - SEE (1) AT BOTTOM OF PAGE STAINLESS STEEL	PS-MO-L3LCERF-GW PS-MO-L3LCERF-MW PS-MO-L3LCER-GW PS-MO-L3LCER-MW PS-MO-L3LCERC-C PS-MO-L3LCERC-SS	\$ 1,872 \$ 2,105 \$ 1,872 \$ 2,105 \$ 1,219 \$ 1,009
 BOOK P.309	ACCESSORIES FOR ELLE 3 4" WALL HUNG BOX CONT. 14" X 4-1/2" - 5-3/4" HIGH 2" WALL HUNG BOX CONT. 14" X 2-1/2" - 5-3/4" HIGH TOWEL BAR WALL HUNG 14" X 2-1/2" - 5-3/4" HIGH	18 MATTE COL - SEE (1) AT BOTTOM OF PAGE	PS-MO-L31-C PS-MO-L32-C PS-MO-L33-C	\$ 724 \$ 627 \$ 610

ORDERS ARE NOT CANCELLABLE & NOT RETURNABLE.
PRICES DO NOT INCLUDE GRID DRAIN & P-TRAPS
PRICES ARE F.O.B. MIAMI, FL. CRATING, PACKING & SHIPPING ARE ADDITIONAL CHARGES.
PRICES ARE SUBJECT TO CHANGE WITHOUT NOTICE.

(1) 18 MOAB COLORS : WHITE - BLK - BEIGE - YELLOW - TURQUOISE - GREY BEIGE - VERY DARK BROWN - LI. GREY - DARK GREY - SAND GREY - RUBY RED - TOMATO RED - COBALT BLUE - AMARANTH - RASPBERRY - SAND - MUD - LIME